




# How to video CHAT with other people



Sometimes I need to talk to people  
through video chatting.




I might video chat with my teachers and kids in my class.



I also might video chat with family that doesn't live in my house, or with some of my friends.





One thing that I should try to do when I am video chatting, is to look at the screen on the device so the other person can see my face



Another thing is to try to take turns talking. This can be really hard to do when people are video chatting!



In some types of online meetings, I can type my response. In other ones, I need to talk.



It is also important to stay on topic. That means that we all try to talk about mostly the same thing.



It can be hard to figure out how to end a video chat. Once it is time to be done, I can say goodbye and wave at the screen. Then, I press the button to end the video.



Video chatting is a new thing for most of us. We will all get better at it as we get used to it!

Terms Of Use



# AUTISM little LEARNERS

Resources and ideas for families *and* educators

Copyright © 2020

This product is free, and I give you permission to distribute, copy and use as you wish. When able, give credit to Autism Little Learners or Tara Tuchel and refer people to my website: [www.autismlittlelearners.com](http://www.autismlittlelearners.com)

AUTISM little LEARNERS  
WEBSITE/BLOG



Instagram

Connect!



Credits



Thank you for purchasing this activity from my store! I hope you find these materials as useful as I have in my classroom. Be sure to come back for newly added products!

Thank You!

♥ tara TUCHEL

Speech/Language Pathologist